





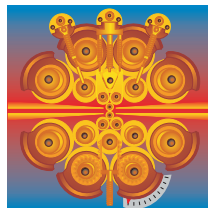
AUERHAMMER
METALLWERK GMBH



Thermostatic Bimetals




Clad Materials



Metal Strips

Soft-magnetic Iron-Nickel-Alloys
Sealing and Expansion Alloys
Nickel
Nickel-Chromium-Alloys
Nickel-Copper-Alloys
Copper-Nickel-Alloys
Nickel-Manganese-Alloys



Metallic Foils

Product group:

Clad materials

1. MATERIALS

1.1 LOW CARBON STEELS WITH CLADDING LAYERS OF COPPER, COPPER ALLOYS AND NICKEL

| AMW-TRADE NAME | CORE MATERIAL | CLADDING MATERIAL |
|------------------------|---------------------------|--|
| SE-Cu/DC 04 PL5/0 | DC 04 acc. to DIN EN10139 | Cu-PHC 5 % one sided |
| SF-Cu/DC 04 PL5/0 | DC 04 acc. to DIN EN10139 | Cu-DHP 5 % one sided |
| SE-Cu/DC 04 PL10/0 | DC 04 acc. to DIN EN10139 | Cu-PHC 10 % one sided |
| SE-Cu/DC 04 PL5/5 | DC 04 acc. to DIN EN10139 | Cu-PHC 5 % two sided |
| SE-Cu/DC 04 PL10/10 | DC 04 acc. to DIN EN10139 | Cu-PHC 10 % two sided |
| SE-Cu/DC 04 PL63/4 | DC 04 acc. to DIN EN10139 | Cu-PHC 63 % one side, 4 % reverse side |
| SE-Cu/DC 03 PL20/0 | DC 03 acc. to DIN EN10139 | Cu-PHC 20 % one sided |
| SF-Cu/DC 03 PL2.5/2.5 | DC 03 acc. to DIN EN10139 | Cu-DHP 2.5 % two sided |
| CuZn37/DC 04 PL5/10 | DC 04 acc. to DIN EN10139 | CuZn37 5 % one side, 10 % reverse side |
| CuZn25/DC 04 PL2.6/2.6 | DC 04 acc. to DIN EN10139 | CuZn25 2.6 % two sided |
| CuZn15/DC 04 PL5/5 | DC 04 acc. to DIN EN10139 | CuZn15 5 % two sided |
| CuZn10/DC 04 PL5/15 | DC 04 acc. to DIN EN10139 | CuZn10 5 % one side, 15 % reverse side |
| CuZn10/DC 04 PL5/18 | DC 04 acc. to DIN EN10139 | CuZn10 5 % one side, 18 % reverse side |
| CuSn6/DC 04 PL12/0 | DC 04 acc. to DIN EN10139 | CuSn6 12 % one sided |
| CuNi25/DC 03 PL2/2 | DC 03 acc. to DIN EN10139 | CuNi25 2 % two sided |
| CuNi20/DC 04 PL5/5 | DC 04 acc. to DIN EN10139 | CuNi20 5 % two sided |
| CuNi15/DC 04 PL7.5/7.5 | DC 04 acc. to DIN EN10139 | CuNi15 7.5 % two sided |
| Ni99.2/DC 03 PL2.7/2.7 | DC 03 acc. to DIN EN10139 | Ni99.2 2.7 % two sided |

Percentage of cladding 2 % of the total thickness at least.
Other material combinations available by agreement.

1.2 STAINLESS STEELS WITH CLADDING LAYERS OF COPPER, COPPER ALLOYS AND NICKEL

| AMW-TRADE NAME | CORE MATERIAL | CLADDING MATERIAL |
|-------------------------------------|----------------------------|--------------------------|
| SE-Cu/X5CrNi18-10 PL20/0 | 1.4301 acc. to DIN EN10088 | Cu-PHC 20 % one sided |
| SF-Cu/X2CrNi19-11 PL6/0 | 1.4306 acc. to DIN EN10088 | Cu-DHP 6 % one sided |
| SF-Cu/X10CrNi18-8 PL10/10 | 1.4310 acc. to DIN EN10088 | Cu-DHP 10 % two sided |
| SF-Cu/X6CrTi12 PL12.7/12.7 | 1.4512 acc. to DIN EN10088 | Cu-DHP 12.7 % two sided |
| CuSn6/X2CrMoTi18-2 PL33/33 | 1.4521 acc. to DIN EN10088 | CuSn6 33 % two sided |
| LC-Ni99,6/X6CrNiMoTi17-12-2 PL25/25 | 1.4571 acc. to DIN EN10088 | LC-Ni99.6 25 % two sided |

Percentage of cladding 2 % of the total thickness at least.
Other material combinations available by agreement.

1.3 SPECIAL CLADDINGS

| AMW-TRADE NAME | CORE MATERIAL | CLADDING MATERIAL |
|---------------------------|-----------------------------|--------------------------|
| Ni99.6/SE-Cu PL7/0 | Cu-PHC acc. to DIN EN 13599 | Ni99.6 7 % one sided |
| SE-Cu/FeNi36 PL22.5/22.5 | Ni36 acc. to SEW 385 | Cu-PHC 22.5 % two sided |
| CuZn20Ni5/Ni99.2 PL44/44 | Ni99.2 acc. to DIN 17740 | CuZn20Ni5 44 % two sided |
| CuNi25/Ni99.2 PL46.5/46.5 | Ni99.2 acc. to DIN 17740 | CuNi25 46.5 % two sided |

Percentage of cladding 2 % of the total thickness at least.
Other material combinations available by agreement.

2. PROPERTIES

The properties of the clad strips are the combined properties of the single components of which the clad strips are made. Depending on the application, the material will be delivered in the following conditions: annealed, deep drawable or hard. Standard testing criteria are: tensile strength, yield strength, elongation, hardness, Erichsen value, grain size.

In addition, the determination of the specific electric resistivity and the earing is possible.

Other properties available by agreement.

3. DIMENSIONS AND TOLERANCES

THICKNESS TOLERANCES

| in. | THICKNESS mm | | WIDTH | | | | WIDTH | | | |
|--------------------|-----------------|--------------|-----------------|-------------|---------------|--------------|-----------------------|--------------|-------------------|-------------|
| | in. | mm | in. ≤ 9.84 | | mm ≤ 250 | | in. > 9.84 to 11.81 | | mm > 250 to 300 | |
| | standard | fine | standard | fine | standard | fine | standard | fine | standard | fine |
| ≤ 0.008 | ± 0.0006 | ± 0.0005 | ± 0.015 | ± 0.013 | ± 0.0008 | ± 0.0006 | ± 0.0008 | ± 0.0006 | ± 0.020 | ± 0.015 |
| > 0.008 to 0.012 | ± 0.0008 | ± 0.0006 | ± 0.020 | ± 0.015 | ± 0.0012 | ± 0.0008 | ± 0.0012 | ± 0.0008 | ± 0.030 | ± 0.020 |
| > 0.012 to 0.020 | ± 0.0010 | ± 0.0008 | ± 0.025 | ± 0.020 | ± 0.0014 | ± 0.0010 | ± 0.0014 | ± 0.0012 | ± 0.040 | ± 0.030 |
| > 0.020 to 0.031 | ± 0.0012 | ± 0.0010 | ± 0.030 | ± 0.025 | ± 0.0016 | ± 0.0012 | ± 0.0016 | ± 0.0014 | ± 0.050 | ± 0.035 |
| > 0.031 to 0.039 | ± 0.0014 | ± 0.0012 | ± 0.035 | ± 0.030 | ± 0.0018 | ± 0.0014 | ± 0.0018 | ± 0.0016 | ± 0.060 | ± 0.040 |
| > 0.039 to 0.059 | ± 0.0016 | ± 0.0012 | ± 0.040 | ± 0.030 | ± 0.0020 | ± 0.0016 | ± 0.0020 | ± 0.0018 | ± 0.070 | ± 0.050 |
| > 0.059 to 0.087 | ± 0.0018 | ± 0.0014 | ± 0.045 | ± 0.035 | ± 0.0024 | ± 0.0018 | ± 0.0024 | ± 0.0020 | ± 0.080 | ± 0.060 |
| > 0.087 to 0.098 | ± 0.0020 | ± 0.0016 | ± 0.050 | ± 0.040 | ± 0.0024 | ± 0.0018 | ± 0.0024 | ± 0.0024 | ± 0.090 | ± 0.070 |
| > 0.098 to 0.118 | ± 0.0024 | ± 0.0020 | ± 0.060 | ± 0.050 | ± 0.0028 | ± 0.0024 | ± 0.0028 | ± 0.0028 | | |

Other thickness and tolerances on request.

WIDTH TOLERANCES

| in. | WIDTH mm | | THICKNESS | | THICKNESS | | THICKNESS | | THICKNESS | |
|-------------------|--------------|-------------|--------------------|------------------|--------------------|------------------|--------------------|------------------|-----------|----|
| | in. | mm | in. | mm | in. | mm | in. | mm | in. | mm |
| | ≤ 0.016 | ≤ 0.40 | > 0.016 to 0.059 | > 0.40 to 1.50 | > 0.059 to 0.079 | > 1.50 to 2.00 | > 0.079 to 0.118 | > 2.00 to 3.00 | | |
| ≤ 4.92 | $+ 0.012$ | $+ 0.3$ | $+ 0.016$ | $+ 0.4$ | $+ 0.024$ | $+ 0.6$ | $+ 0.031$ | $+ 0.8$ | | |
| > 4.92 to 9.84 | $+ 0.016$ | $+ 0.4$ | $+ 0.024$ | $+ 0.6$ | $+ 0.031$ | $+ 0.8$ | $+ 0.039$ | $+ 1.0$ | | |
| > 9.84 to 11.81 | $+ 0.024$ | $+ 0.6$ | $+ 0.031$ | $+ 0.8$ | $+ 0.039$ | $+ 1.0$ | $+ 0.047$ | $+ 1.2$ | | |

Other width and tolerances on request.

LENGTH TOLERANCES (CUT LENGTH)

| in. | THICKNESS mm | LENGTH | |
|----------------|-----------------|------------------|-------------------|
| | | in. 20 to 118 | mm 500 to 3000 |
| 0.016 to 0.079 | 0.40 to 2.00 | + 0.40 | + 10 |

Other tolerances on request.

4. SURFACE QUALITY

The strips have a cold rolling or a brushed surface; both can be oiled optionally. Other surface qualities are available by agreement.

5. PRODUCT FORM

| FORM | THICKNESS | | WIDTH | | LENGTH | | COIL - ID | | COIL - OD | |
|------------|----------------|--------------|---------------|-----------|-----------|-------------|-------------------|-------------|-----------|-----------|
| | in. | mm | in. | mm | in. | mm | in. | mm | in. | mm |
| Strip | 0.004 to 0.118 | 0.10 to 3.00 | 0.39 to 11.81 | 10 to 300 | | | 11.81/15.75/19.69 | 300/400/500 | max. 41.3 | max. 1050 |
| Cut length | 0.016 to 0.079 | 0.40 to 2.00 | 1.97 to 11.81 | 50 to 300 | 20 to 118 | 500 to 3000 | | | | |

Other form on request.

All data contained in this document are for information purposes only.
Other properties can be engineered according to customer specifications.

Guarantees of specific characteristics or applications require special written agreement.



AUERHAMMER
METALLWERK GMBH

Auerhammer Metallwerk GmbH
Hammerplatz 1
08280 Aue/Sachsen
Germany

Tel.: +49 3771 272-0
Fax: +49 3771 272-201
E-Mail: postmaster_amw@auerhammer-metallwerk.de
Internet: www.auerhammer.com